



Thermocouple : type T

Up to +350°C

Type T

Copper (+)
Constantan® (-)

This thermocouple is used infrequently. Its temperature range is limited to -200°C up to +350°C.

They are commonly used for moist or sub-zero temperature monitoring applications because of :


- superior corrosion resistance, and
- greater homogeneity of the component wires that reduce errors due to temperature gradients

Thermocouple				Sheath					
Wire Materials	Type	Mean Sensitivity $\mu\text{V}/^\circ\text{C}$	Working Temperature $^\circ\text{C}$	Code	Material	Diameter in mm			
						1.0	1.5	2.0	3.0
Copper-(+) Constantan® (-)	T	51	-200 to +350	2 CK	Ac	●	●	●	●

This range is standard:

- Other diameters
- Other sheath materials
- Other construction


Please consult us.



Thermocouple: type T

Extension cable

The thermocouple is connected to the measurement device by means of an extension cable.

Wire Materials	Type	Sheath Material	Maximum temperature	Outer Diameter 2.5 mm	Loop Resistance Ω/m	IEC 584.3 Identification
Copper-(+) Constantan® (-)	T	PVC	100°C	2CK25	7.68	

The extension cable has two cores each made of one single wire individually insulated with P.V.C. and one tinned copper

earth wire. All three are totally screened by a flexible aluminum ribbon and again

insulated by P.V.C. Their outer diameter is 2.5 mm.

Connection

In order to ensure the faultless function of the thermocouples, the end has to be closed by means of an organic sealing compound to avoid any ingress of moisture.

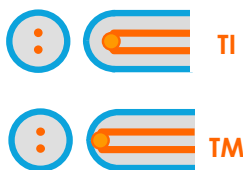
As connection to the plastic

sheathed cable, transferring the measurement signal to the instrument, direct connections are used. Besides this, it is often necessary, especially when being confronted with difficult or complicated measurement problems or specifications, to develop special connections.



Hot junctions

The hot junction is the point where the two cores are joined. This therefore is the sensing part and can take a number of different forms.



- TI** insulated hot junction
- TM** grounded hot junction
- TIS** swaged insulated hot junction
- TMS** swaged grounded hot junction
- TIL** laminated insulated hot junction

Accessories

Any form of brazing or welding of a thermocouple through a wall requires some skill, and to facilitate thermocouple mounting, a range of small seal-glands have been developed and adapted for the standard THERMOCOAX dimensions.



THERMOLOK seal gland



Springloaded adaptor

Quality

Whether they are standard or manufactured to customers specifications, all THERMOCOAX products are developed with the same procedures, the same control principles, the same feed back and the same qualified personnel.

Control and tests:

- X-ray of the hot junction
- Sheath integrity test
- Metallographic test on sample
- Calibration with appropriate thermal treatment...

Your Contact

Sales Dept
THERMOCOAX SAS
40 Bd Henri Sellier
F 92156 SURESNES Cedex
Tel.: +33 1 41 38 80 50
Fax: +33 1 41 38 80 58
info@thermocoax.com

German Sales Office
THERMOCOAX GmbH
Brookstiege 1
D 22145 STAPELFELD
Tel.: +49 40 66857 0
Fax: +49 40 66857 133
info@thermocoax.de

USA Sales Office
THERMOCOAX Inc.
6825 Shiloh Road East, Ste B-7
Alpharetta, GA 30005
Tel.: +1 678 947 5510
Fax: +1 678 947 4450
info-usa@thermocoax.com

UK Sales Office
THERMOCOAX UK Ltd.
Second Floor Offices
The Estate Office
Aubourn,
Lincolnshire LN5 9DX
Tel.: +44 (1522) 789 900
Fax: +44 (1522) 789 902
info-uk@thermocoax.com

The Netherlands Sales Office
THERMOCOAX BV
Luchthavenweg 81
European Business Centre
Unit 2.23
5657 EA EINDHOVEN
Tel.: +31 (40) 295 95 58
Fax: +31 (40) 255 54 78
info-nl@thermocoax.com